


N.V. Westerscheldetunnel

Report 2018



Network length

The length of the Westerscheldetunnel, Sluiskiltunnel and connecting roads is 24 kilometres.

On May 23rd 2015 the Sluiskiltunnel (a tunnel under the canal from Terneuzen, Netherlands to Gent, Belgium) which is owned by the Province of Zeeland opened for traffic. The Sluiskiltunnel connects on the South-side of the Westerscheldetunnel roads. In 2018 almost 6 million vehicles used the Sluiskiltunnel. The WST is controlling traffic and maintenance commissioned by the Province of Zeeland.

Traffic

In 2018 traffic in the Westerscheldetunnel increased by 5,3% compared to 2017. The total number of passages in 2018 was 7.565.315. For 2019 a growth of 2,75% is foreseen.

The average number of passages in 2018 was 20.727. Teletoll subscribers are responsible for 66,0% of the traffic. 89% of the passages are with light vehicles.

Investments

In 2018 the tunnel operating systems were renovated. During the renovation the Westerscheldetunnel remained open for traffic. This was an investment of € 18 million.

There are a few investments (tollplaza, update tunnel software) foreseen in 2019.

Financing

The Province of Zeeland holds 100% of the shares of N.V. Westerscheldetunnel; 40% of the annual income is generated by a subsidy from the Province of Zeeland. The other 60% is income from toll charges.

Toll charges for the Westerscheldetunnel are only temporary: The Westerscheldetunnel will be toll-free in March 2033.

Safety

In 2018 there were no fatal accidents on the road or in the two tunnels.

Tolling system







At the Westerscheldetunnel a custom made tolling system is in operation. For the Teletoll subscribers we use an OBU with infrared technique so that subscribers can easily pass without stopping at our toll plaza.

Tolls







As a result of the positive renewal of the main maintenance contract in 2013 we are able to reduce a decent amount of costs. Our policy is that our clients should benefit from this cost savings. In 2018 the toll tariffs were the same as 2017, 2016, 2015, 2014, 2013 and 2012. The tariffs will remain the same until 2021.

Toll is collected as a fee. The toll is subject to VAT (21%). There are 5 classifications in which length and height are the two distinctive factors.







Regular fee (incl. VAT):

		 		
1	2	3	4	5
2016: € 5,00	2016: € 7,45	2016: € 18,20	2016: € 25,00	2016: € 2,50

Subscriber fee (incl. VAT):

		 		
1	2	3	4	5
2016: € 3,80	2016: € 5,70	2016: € 13,90	2016: € 19,00	2016: € 2,50

Subscriber fee (incl. VAT) after 150 passages:

		 		
1	2	3	4	5
2016: € 3,05	2016: € 4,55	2016: € 11,15	2016: € 15,25	2016: € 2,00

Main Asecap key figures

N.V. Westerscheldetunnel	2018
Network length 2 x 2 lanes	24 km
No. of km under construction	-
Forecasts for opening motorway sections	no
Annual toll revenue (in millions of Euros)	€ 35.4
Permanent staff	59,7
Average daily traffic (LV)	18.511
Average daily traffic (HV)	2.216
Average daily traffic (LV+HV)	20.727
Total number of accidents	4
No. of accidents resulting in personal injury	-
No. of fatal accidents	-
No. of toll plazas	1
No. of lanes	14
No. of lanes equipped with teletoll	14
No. of teletoll subscribers	56.199
No. of rest areas (with station services)	-
No. of rest areas	-
No. of restaurants	-
No. of hotels	-