

# N.V. Westerscheldetunnel

## Report 2017



**WESTERSCHELDE  
TUNNEL**

*MEER MOGELIJK MET DE SLUISKILTUNNEL*

### **Network length**

The length of the Westerscheldetunnel, Sluiskiltunnel and connecting roads is 24 kilometres.

On May 23<sup>rd</sup> 2015 the Sluiskiltunnel (a tunnel under the canal from Terneuzen, Netherlands to Gent, Belgium) which is owned by the Province of Zeeland opened for traffic. The Sluiskiltunnel connects on the South-side of the Westerscheldetunnel roads. In 2017 almost 6 million vehicles used the Sluiskiltunnel. The WST is controlling traffic and maintenance commissioned by the Province of Zeeland.

### **Traffic**

In 2016 traffic increased by 8,0% compared to 2015. The total number of passages in 2017 was 7.184.988. For 2018 a growth of 2% is foreseen.

The average number of passages in 2017 was 19.685. Teletoll subscribers are responsible for 66,4% of the traffic. 89% of the passages are with light vehicles.

### **Investments**

In 2017/2018 the tunnel engineering systems are renovated. During the renovation the Westerscheldetunnel remains open for traffic. This is an investment of € 18 million.

There are a few small investments (renewal of asphalt) in infrastructure foreseen in 2018.

In 2017 the Province of Zeeland started to improve the junction of roads on the North-side of our roads. Besides that in 2017 started works to double the connecting roads on the South-side to Belgium (Gent).

### **Financing**

The Province of Zeeland holds 100% of the shares of N.V. Westerscheldetunnel; 41% of the annual income is generated by a subsidy from the Province of Zeeland. The other 59% is income from toll charges.

Toll charges for the Westerscheldetunnel are only temporary: The Westerscheldetunnel will be toll-free in March 2033.

### **Safety**

In 2017 there was one fatal accident on the road between the two tunnels. In the tunnels no accidents happened.

### **Tolling system**






At the Westerscheldetunnel a custom made tolling system is in operation. For the Teletoll subscribers we use an OBU with infrared technique so that subscribers can easily pass without stopping at our toll plaza.

### **Tolls**






As a result of the positive renewal of the main maintenance contract in 2013 we are able to reduce a decent amount of costs. Our policy is that our clients should benefit from this cost savings. In 2017 the toll tariffs are the same as 2016, 2015, 2014, 2013 and 2012. The tariffs will remain the same until 2021.

Toll is collected as a fee. The toll is subject to VAT (21%). There are 5 classifications in which length and height are the two distinctive factors.






Regular fee (incl. VAT):

				
1	2	3	4	5
2016: € 5,00	2016: € 7,45	2016: € 18,20	2016: € 25,00	2016: € 2,50

Subscriber fee (incl. VAT):

				
1	2	3	4	5
2016: € 3,80	2016: € 5,70	2016: € 13,90	2016: € 19,00	2016: € 2,50

Subscriber fee (incl. VAT) after 150 passages:

				
1	2	3	4	5
2016: € 3,05	2016: € 4,55	2016: € 11,15	2016: € 15,25	2016: € 2,00

## Main Asecap key figures

<b>N.V. Westerscheldetunnel</b>	<b>2017</b>
Network length .....	
2 x 2 lanes .....	24 km
No. of km under construction	-
Forecasts for opening motorway sections	no
Annual toll revenue (in millions of Euros)	€ 33.1
Permanent staff	60,3
Average daily traffic (LV)	17.689
Average daily traffic (HV)	1.995
Average daily traffic (LV+HV)	19.685
Total number of accidents	3
No. of accidents resulting in personal injury	1
No. of fatal accidents	1
No. of toll plazas	1
No. of lanes	14
No. of lanes equipped with teletoll	14
No. of teletoll subscribers	54.539
No. of rest areas (with station services)	-
No. of rest areas	-
No. of restaurants	-
No. of hotels	-